






























Tinta de barro - Cores Primavera - Granulação fina e lisa

A	B	C
Tinta de Barro – Cor Base	Mistura de cores na relação de 1:3 Tinta de Barro 100 g de Tinta de Barro (cor base) + 300 g de Tinta de Barro Branco Natural rendimento por m ² : 35 g de Tinta de Barro (cor base) + 105 g de Tinta de Barro Branco Natural	Mistura de cores na relação de 1:10 Tinta de Barro 100 g de Tinta de Barro (cor base) + 1 kg de Tinta de Barro Branco Natural rendimento por m ² : 13 g de Tinta de Barro (cor base) + 130 g de Tinta de Barro Branco Natural

	A	B	C
Art. 2210 branco natural			
Art. 2211 amarelo			
Art. 2212 vermelho		A tinta de barro vermelha não deve ser misturada com outras tintas de barro.	
Art. 2213 verde			
Art. 2214 azul			
Art. 2215 caramelo			
Art. 2216 terracota			
Art. 2217 tijolo			
Art. 2218 vinho			
Art. 2219 violeta			
Art. 2220 abrunheiro			
Art. 2221 pórfiro			
Art. 2222 pistácio	